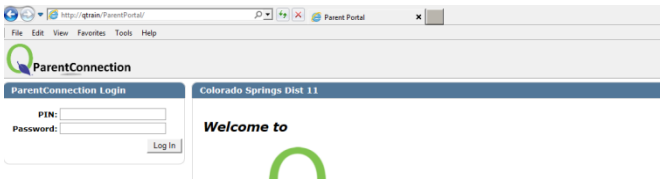
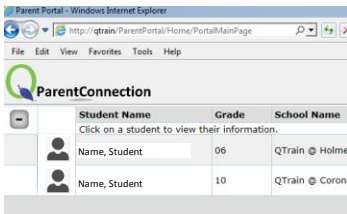


How to Access PDF Documents in ParentConnection

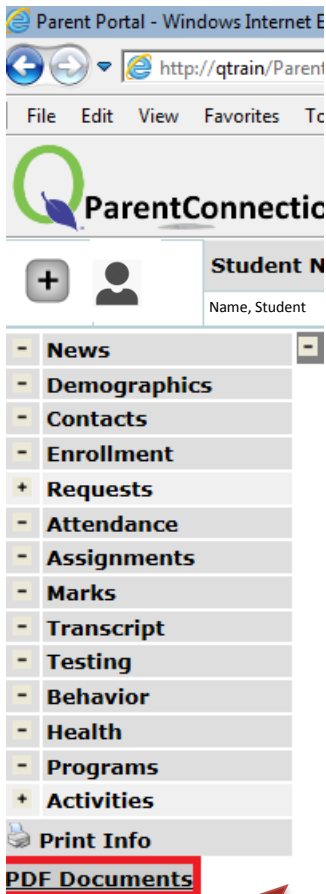
1. Log into Parent Connection.



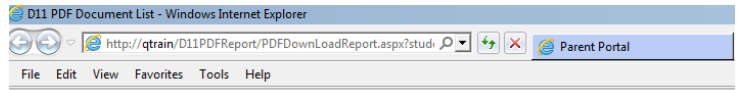
2. Select a student.



3. Click on PDF Documents Link.



4. Click on DownloadFile button.



Please click on the download button to open the PDF document.

| Document Type | Document Name | |
|---------------|---------------------------------------|--------------|
| CMAS | Colorado Measures of Academic Success | DownloadFile |
| Growth Report | Growth Report | DownloadFile |

5. Click on "Open" or "Save" PDF document

